


## Direct-Vent Wall Furnaces DV Series

# EMPIRE



DV-35



DV-210

- Total Warmth for a Fraction of the Cost of Electric Heat
- Matchless Piezo Ignition
- No Electricity Needed for Wall Thermostat Operation
- Optional Automatic Blower Available

- Cost-Efficient Installation – No Chimney Is Needed
- Heats Without Electricity
- Includes Standard Vent Kit Through Outside Wall

Surround Yourself with Comfort






For Smaller Rooms...  
 10,000 Btu DV-210  
 15,000 Btu DV-215

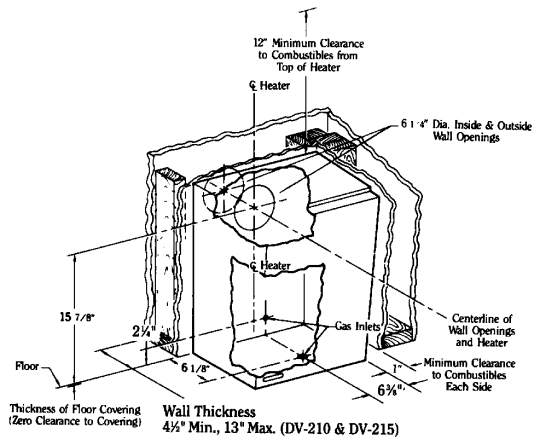
Clean and cost-efficient comfort makes the DV-210 and DV-215 the perfect heaters to warm your smaller rooms. The slim, compact design allows it to tuck out of the way on an outside wall. Quiet burners, a "matchless" piezo ignition, and all the safety features you expect from Empire Comfort Systems come standard.

Optional automatic blowers install easily for more even heat distribution. Our reliable millivolt wall thermostat needs no electricity, so you stay warm even when electric power goes out.

Ideal for bedrooms or studies, wall furnaces add comfort and beauty to any decor.



DV-210 Shown



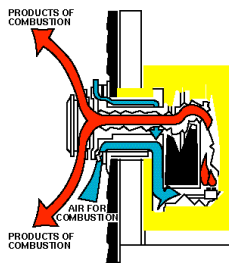
Typical DV-210 Installation

**The Empire Direct-Vent Advantage**

When you need to heat a single room or an entire home, Empire has Direct Vent Furnaces to suit your needs.

Empire Direct-Vent Wall Furnaces are specifically designed for areas where flues or chimneys are not available or cannot be used. Empire Direct-Vent heaters have removable front panels for easy cleaning and servicing.

With a Direct-Vent system, there is a positive difference in fuel economy because outside air is used to support combustion. The air on the inside is warmed as it recirculates around a sealed chamber. This warm air comfortably heats the room cleanly and efficiently.



Direct Vent


Empire's Direct-Vent wall furnaces are ideal where existing flues or chimneys cannot be used. Just one hole through an outside wall is all you need. If you must vent, you will receive maximum fuel economy from Direct-Vent heaters.

# Surround Yourself With Comfort

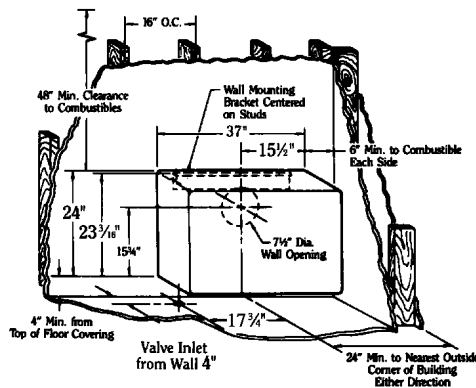
**For Larger Rooms...**  
**25,000 Btu DV-25**  
**35,000 Btu DV-35**

Heat larger areas with Empire's DV-25 and DV-35 Direct-Vent wall furnaces. Delivering room-filling warmth, each furnace is stylishly crafted and fits against an outside wall.

A push of the button ignites the pilot with a "matchless" piezo system. Add an optional internal blower for even greater circulation.



**DV-35**



**Typical DV-35 Installation**

## **Safety Is Everything at Empire**

Safety is engineered into every Empire Direct-Vent Furnace. Each unit contains an automatic shut-off valve should the pilot light become extinguished. And, Empire's quality control procedures ensure that every heater is a top performer before it goes into your home.

Empire leads the field in style and durability. We use a state-of-the-art powder coating that produces a strong finish that resists scratching and chipping.

## **The Empire Finishing Touch**

Empire's secret to quieter operation is our uniquely designed burner. As gas enters the burner port, it is ignited immediately, which eliminates delayed ignition noise and gives you quieter operation.

Clean, smart engineering on the inside calls for clean, smart looks on the outside. The simple Direct-Vent cap on the exterior of your home projects only 5 inches. And, with the optional vinyl siding kit, installation on virtually any type of home is possible.



The millivolt wall thermostat, requiring no electricity, provides reliable round-the-clock comfort.




# Direct-Vent Wall Furnaces DV Series 10,000 to 35,000 Btu Models

## Specifications


Model	DV-210-SG	DV-215-SG	DV-25-SG	DV-35-SG
Color: Cabinet and Front Panel	Beige	Beige	Beige	Beige
Btu Input	10,000	15,000	25,000	35,000
<b>Overall Dimensions</b>				
Width	16 1/4"	20 1/4"	37"	37"
Depth	9 3/8"	9 3/8"	11 1/2"	11 1/2"
Height	21 3/8"	24 7/8"	27 3/8"	27 3/8"
Shipping Weight, Lbs. (One Carton)	42	60	98	101
<b>Temperature Control</b>				
Millivolt Wall Thermostat with Positive Off	Yes	Yes	Yes	Yes
<b>Accessories (State on Order)</b>				
Blower Kit	DVB-1	DVB-1	DRB-1	DRB-1
Output, Cu. Ft./Min.	60	60	75	75
Vinyl Siding Vent Kit	DV-822	DV-822	DV-822	DV-822
Vent Tube Extension Kit (Fits wall from 13" to 19")	*	*	*	*
<b>Minimum Clearances to Combustion from:</b>				
Top	12"	12"	48"	48"
Each Side	1"	1"	6"	6"
Bottom of Unit to Floor Covering	0	0	4"	4"
<b>Gas Inlet</b>				
Type of Gas (State on Order)	Natural or LP	Natural or LP	Natural or LP	Natural or LP
Iron Pipe Size (N.P.T.)	1/2"	1/2"	1/2"	1/2"
Wall to Valve Inlet	6 3/16"	6 3/16"	4"	4"
Right Side to Valve Inlet	6 7/8"	6 7/8"	N/A	N/A
Center of Vent to Valve Inlet	N/A	N/A	Left 17 11/16"	Left 17 11/16"
Valve Inlet to Floor Covering	2 11/16"	2 11/16"	N/A	N/A
<b>Venting</b>				
Wall Depth Minimum	4 1/2"	4 1/2"	4 1/2"	4 1/2"
Wall Depth Maximum	13"	13"	13"	13"
Vent Opening in Wall	6 1/4" Dia.	6 1/4" Dia.	7 1/2" Dia.	7 1/2" Dia.
Center of Vent to Nearest Outside Corner of Building or Obstruction	16"	16"	24"	24"
Center of Vent from any Opening through which Flue Gases could enter a Building	6"	9"	9"	9"
Bottom of Vent above Grade	12"	12"	12"	12"
Edge of Vent to Nearest Projecting Surface	6"	6"	6"	6"
Vent Projection from Outside Wall	4"	4"	5"	5"
Center of Flue to Floor Covering	15 7/8"	19 3/8"	19 3/4"	19 3/4"
<b>Safety Control</b>				
Pilot and Main Burners Include Automatic Shut-off.				

**Warranty**  
 Combustion chamber carries a 10-year warranty.  
 All other parts carry a 1-year limited warranty.  
 \* Vent Tube Extension Kit Available. Please Contact Empire Parts Department.

This appliance may be installed in an aftermarket permanently located, manufactured (mobile) home, where not prohibited by state or local codes.



**Standard Vent Cap mounted on outside wall**



**Vent cap with optional Vinyl Siding Vent Kit accessory**

## For Your Safety

Read your Owner's Manual for complete installation and safety information.

Due to high temperatures, the appliance should be located out of traffic and away from furniture and draperies.

Children and adults should be alerted to the hazard of high surface temperature and should be kept away to avoid burns or clothing ignition.

Installation and repair should be done by a qualified service person. This series is design certified in accordance with American National Standards Institute Z21.86 and the National Standard of Canada CSA 2.32 by the CSA Standards and the Canadian Gas Association as a Gravity Direct Vent Wall Furnace.

The installation must conform to local codes. In the absence of local codes, the installation must conform with American National Standard (National Fuel Gas Code) known as NFPA 54 and ANSI Z223.1 (latest edition) available from the American National Standards Institute, Inc., 11 West 42nd St., New York, N.Y. 10036, or from the National Fire Protection Association, Batterymarch Park, Quincy, Massachusetts 02269.



918 Freeburg Ave. • Belleville, IL 62222-0529  
 618-233-7420 • 800-851-3153 • FAX 618-233-7097 • 800-443-8648  
 E-mail: info@empirecomfort.com

